

CARE INSTRUCTIONS

- When using Hospital Bed, make sure that there is enough room to avoid causing injuries to the user, or damage the Bed
- Ensure the wheels are locked before getting onto and off the Hospital Bed
- Ask for help if users have difficulty adjusting the Hospital Bed
- Do not exceed the maximum load

PRODUCT SPECIFICATIONS

2 CRANK ELECTRICAL SPLIT HOSPITAL BED

Key Features	Back Raise • Leg Raise
Bed Railings	Split Railings
Overall Length	211 cm or 83.1"
Overall Width	102 cm / 40.2"
Overall Height	40 cm / 15.8" (Floor to Bed base)
Head/Back Raise Angle	0° to 70°
Leg Raise Angle	0° to 40°
Safe Working Load	150 kg

Check out our full range of Hospital Beds & Mattresses. When making comparisons, our best suggestion would be for you to think about your environment and consider how certain task like transferring someone is done before deciding.

Scan the QR code to find out more about the product. To scan, use your camera app or a QR code reader on your device.



2 CRANK MANUAL SPLIT HOSPITAL BED




2 CRANK MANUAL SPLIT HOSPITAL BED

PRODUCT OVERVIEW

Hospital Bed Purchase Includes:

- 4" Standard Comfort Mattress
- I.V. Drip Stand



..... Closer Side Rails



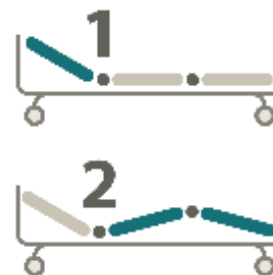
Bedside Latch



Lockable Wheels

2 CRANK MANUAL SPLIT HOSPITAL BED


PRODUCT FEATURES



The 2-Crank Electrical Split Hospital Bed is 2 crank nursing bed featuring head/back raise and leg raise adjustments functions.

Bed Functions:

- Back Raise
- Foot Raise



All steel parts are powder coated. Each bed can be equipped on both side with side rails. Side rails can be lifted and lowered to protect users against falling out of bed, at the same time enable safe and comfortable boarding and alighting.